

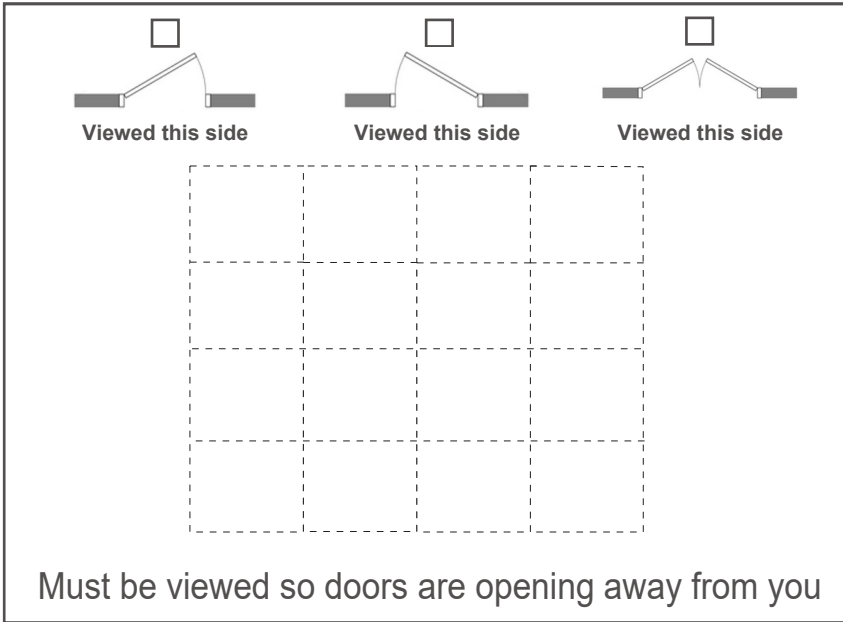


Customer		
Customer Address	Delivery Address (if different)	Page _____ of _____
		Goods
		VAT
		Total
Contact	Delivery Method	Order Date
Tel	Despatch Route	Delivery Date
Fax	Customer Ref	
Email	Sales Contact	
		LIST CODE

OUTERFRAME
INT210 <input type="checkbox"/> No threshold available - 6mm clearance at bottom of door sash
BOTTOM RAIL
INT274 (51mm) <input type="checkbox"/> INT275 (150mm) <input type="checkbox"/>
TRANSOM
INT230 (33mm) <input type="checkbox"/>
DUMMY TRANSOM
INT230 (33mm) <input type="checkbox"/>
BEAD
INT270 (Square) <input type="checkbox"/>
DOOR
INT220 <input type="checkbox"/>
MASTER
Left <input type="checkbox"/> Right <input type="checkbox"/>
LOCKING
Latch only <input type="checkbox"/> Latch and Lock <input type="checkbox"/> Key Both Sides <input type="checkbox"/> Bathroom lock <input type="checkbox"/>
Lock will have round escutcheon, colour match to handle. Latch (and lock if required) and handle on Master sash only. Fingerbolts on Slave sash. Bathroom Thumbturn on opposite side to viewed unless noted.
ADD ON
INT252 - 20mm Left <input type="checkbox"/> Right <input type="checkbox"/> Top <input type="checkbox"/> Bottom <input type="checkbox"/>
BAY POSTS
INT280 135° <input type="checkbox"/> INT281 90° <input type="checkbox"/>
HINGE
White <input type="checkbox"/> Black <input type="checkbox"/>
GLAZING
Glazed (Single 6mm Tough) <input type="checkbox"/> Unglazed <input type="checkbox"/>

ITEM DETAILS	
Item	Qty
Width	
Height	
Location	

EXTRUSION COLOUR		
White Gloss (SA018E) <input type="checkbox"/>		
Grey Matt (RAL 7016) <input type="checkbox"/>	Other colour:	Finish
Black Matt (RAL 9005) <input type="checkbox"/>	Dual colour not available	
Customer Signature		



All items are:
800 PA

Width Splits
As indicated on drawing <input type="checkbox"/> Equal mullions <input type="checkbox"/> Equal glass widths <input type="checkbox"/>

Height Splits
Equal glass in door sash <input type="checkbox"/> Side panels to line through <input type="checkbox"/> Equal transom in doors <input type="checkbox"/> Side panels to line through <input type="checkbox"/>

SIDEFRA/TOPLIGHT AND FIXED SCREENS

Outerframe
INT210 <input type="checkbox"/>

Transom
INT232 (33mm) <input type="checkbox"/>

Coupler
Horizontal

INT256 (6x35mm) <input type="checkbox"/>
INT257 (Concealed) <input type="checkbox"/>
INT356 (6x70mm) <input type="checkbox"/>
INT255 (6x100mm) <input type="checkbox"/>

Vertical (less than 1400*)
INT256 (6x35mm) <input type="checkbox"/>
INT257 (Concealed) <input type="checkbox"/>





Vertical (greater than 1400*)
INT356 (6x70mm) <input type="checkbox"/>
INT255 (6x100mm) <input type="checkbox"/>

* Approx height - Dependant on vertical splits. Required coupler to be calculated based on 800PA. (see max lxx values in manual)

Note, coupled frames need to be bolted together from alternate sides (approx 400mm apart)

Notes:

HANDLE TYPE/COLOUR Please go off pictures below - not names of handles

 <input type="checkbox"/>	 <input type="checkbox"/>	 <input type="checkbox"/>	 <input type="checkbox"/>
ACINT505/506 escutch	ACINT504/506 escutch		ACINT501/502 escutch
Matt Black <input type="checkbox"/>	Matt Black <input type="checkbox"/>	Matt Black <input type="checkbox"/>	Matt Black <input type="checkbox"/>
Chrome <input type="checkbox"/>	Chrome <input type="checkbox"/>	Polished Nickel <input type="checkbox"/>	Bronze <input type="checkbox"/>
Antique Brass <input type="checkbox"/>	Antique Brass <input type="checkbox"/>	Polished Chrome <input type="checkbox"/>	Satin Nickel <input type="checkbox"/>
Satin Chrome <input type="checkbox"/>	Satin Chrome <input type="checkbox"/>	Satin Brass <input type="checkbox"/>	Polished Nickel <input type="checkbox"/>
			Satin Brass <input type="checkbox"/>

Extra Info

- Lock Pocket on Master sash only
- MINIMUM sash width: 400mm
- MAXIMUM sash width: 900mm
- MAXIMUM sash height: 2200mm
- French Doors will have a Lever/Lever handle on Master Door & Fingerbolts on the Slave.
- Splits are to the centre of the coupler
- All orders are subject to our terms and conditions of sale which are available at: www.a-w-s.co.uk